



IR861T

Taxiway and Apron edge
High intensity
lighting solutions

Compliant to Latest International Standards*

- ▶ ICAO Annex 14. Vol 1
- ▶ FAA AC 150/5345-46
- ▶ FAA Engineering Brief No.67
- ▶ IEC/TS 61827
- ▶ EASA
- ▶ Stannag 3316 (NATO)
- ▶ MOS Part 139

Applications

CAT II/III all weather operation airfield ground
lighting (agl) systems.

* As applicable to the application, compliance with other civil aviation and
military regulations confirmed on request

† Electrical/Mechanical/Environmental characteristics only

IR861T

LED Elevated Taxiway and Apron edge
High intensity lighting solutions



Electrical Performance

Main Beam Aperture		Colour	Typical Power Consumption - Watts (VA) @ 6.6A					
Horiz(°)	Vert(°)		Per Beam Watts nominal	Fitting* Watts (VA)	PF	Tx Primary** Watts (VA)	PF	
0-359	0-6	Blue	0.75	4.71(4.74)	0.993	12.87(13.01)	0.991	10W
0-359	0-6	Blue	0.75	4.67(4.70)	0.993	13.76(14.09)	0.977	25W
0-359	0-6	Blue	0.75	4.64(4.66)	0.994	16.23(17.16)	0.948	45W

Fixture Operational Current Range: 2.8 to 6.7A RMS

* as measured at the input leads of the fixture.

** as measured across the primary winding of an appropriately sized isolation transformer with a total fixture and transformer secondary length not exceeding ~ 1.85m (72").

*** electrical characteristics measured with 45 watt transformer, fitting can operate from transformers up to 210 watts.

Note: Isolating transformer shall be suitably sized to accommodate specific secondary and other applicable losses.

Photometry

Specification

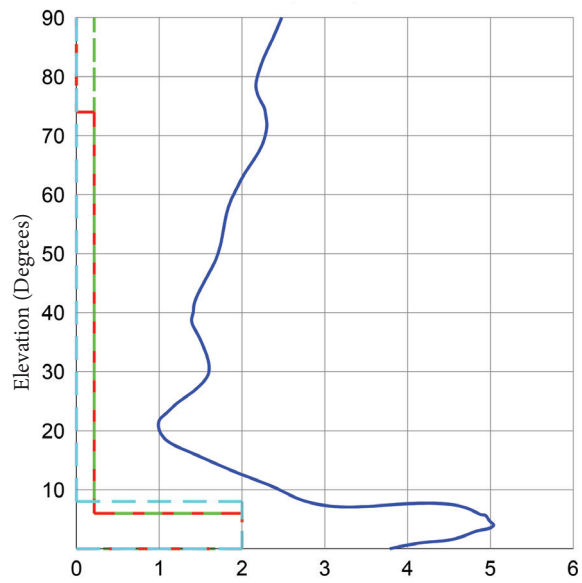
Taxiway & Apron Edge omni-directional ICAO - 5.3.18.7/8 FAA L-852T

Colour Blue
Main rect. minimum intensity 0°-6° 2 cd
Second rect. minimum intensity 6°-90° 0.2 cd

Typical Measured Values

Colour Blue
Main rect. minimum intensity 0°-6° 3.0 cd
Main rect. minimum intensity 0°-8° (Stannag) 2.9 cd
Second rect. minimum intensity 6°-90° 1.0 cd

Photometry vs. Specification



— IR861T(L) Performance @ 6.6A

Specification

— ICAO Annex 14, EASA, CAP 168, FAA-46E, MADS 38(b)
— IEC/TS 61827
— Stannag 3316

IR861T

LED Elevated Taxiway and Apron edge
High intensity lighting solutions



Features

Low energy consumption compared with the tungsten halogen equivalent.

Greatly reduced maintenance: calculated MTBF of 75,000 hours at 6.6A.

Operates on the full range of 2.8A to 6.6A on either 3 or 5 step IGBT, ferroresonant or thyristor CCRs that are designed in compliance with IEC or FAA requirements.

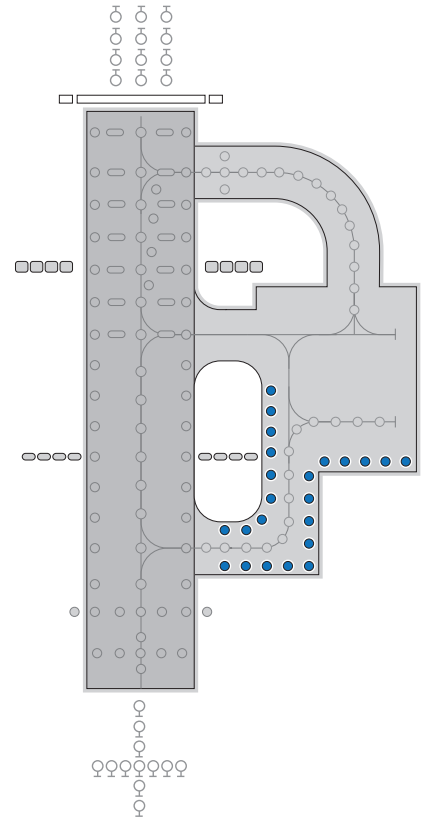
Fully dimmable lights, replicating the response curve of traditional halogen lights.

Full compatibility with existing airfield lighting series circuits. Installation on same mounting device as most conventional lights, for a straightforward replacement.

Low operating temperature, ensuring longer component life.

L-823 connectors

Integral surge protection



Environmental Conditions

- ▶ Ambient Temperature -55 °C to +55°C (-67 °F to +131°F)
- ▶ Storage Temperature -55°C to +70°C (-67 °F to +158°F)
- ▶ Atmospheric Altitude up to 10,000 feet (3000m)
- ▶ Relative Humidity 0-100% (sealed unit)

Standards	
EMC protection	Immunity IEC 61000-6-2 Emission IEC 61000-6-4 FCC Part 15B
Ingress protection class dust/liquids	>IP24 (IEC 69598-1)

IR861T

LED Elevated Taxiway and Apron edge
High intensity lighting solutions



Ordering Codes:



Application
L-861T(L) Taxiway & Apron Edge
omni-directional

Beam Type
7 = Omni directional (360°)

Colour
B = Blue

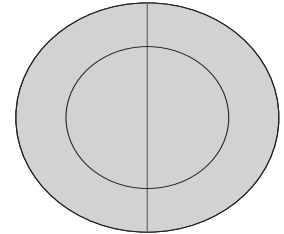
Optional Shield
1 = 180° Shield
0 = No Shield

Specification
1 = FAA
2 = ICAO
3 = MOS

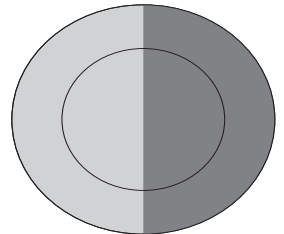
Mounting
0 = No Stem or Frangible Coupling
1 = Frangible M32 (1 1/4")
Threaded Mounting Stem
H * = 356mm (14")
2 = 32mm (1 1/4") Solid Stem
with 50.8mm (2") Frangible
Coupling, 11.0 TPI
H * = 356mm (14")**

**** Option**
00 = No option
XX = Extended 32mm (1 1/4")
Solid Stem Available in
50.8mm (2") increments from
406.4mm (16") to a maximum
762mm (30") for compliance
with FAA for applications in
snow areas.
Enter required overall fitting height Eg.
Replace XX with 24 for 24"
(609.6mm) *

Beam Options



IR861(L)
Omni Directional 360°

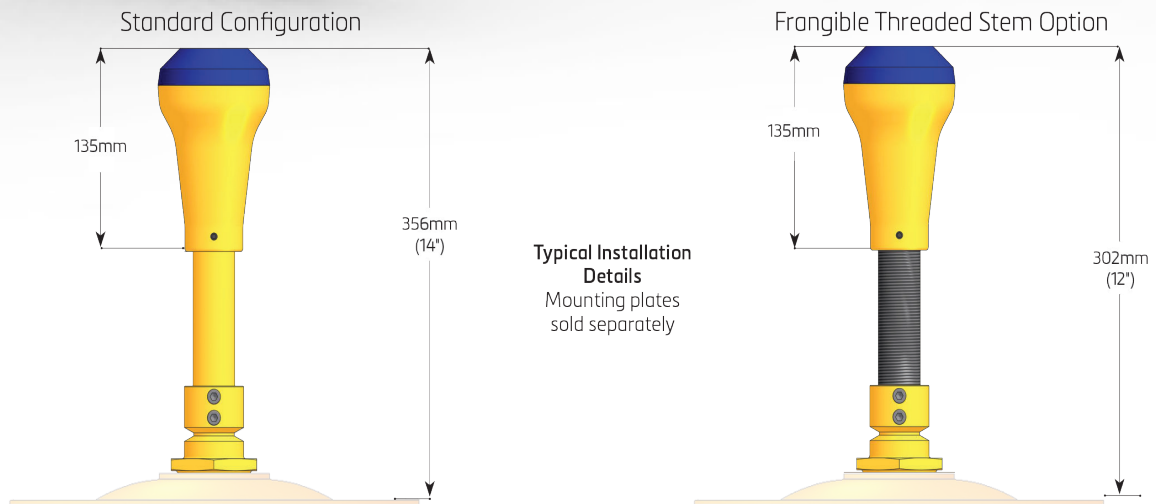


IR861T(L)
Omni Directional with 180° Shield

IR861T

LED Elevated Taxiway and Apron edge
High intensity lighting solutions

Dimensions



FITTING HEIGHT
356mm (14") standard fitting height. Extendable from 356mm (14") in increments of 50.8mm (2") to a maximum 762mm (30") for FAA applications in snow areas. Dimensions based on L867 Base Mounting Plate.

Note: Threaded Stem available for direct mounting into Spun Ground Mounting Plate or Mounting Spike. Only available in 302mm (12") fitting height.

Packaging

▶ Net weight 0.86kg ▶ Gross weight 1.0kg (boxed) ▶ Box 360mm (L) x 120mm (W) x 120mm (H)

weights and dimensions are nominal



Head Office:
atg airports ltd
Lowton Business Park | Newton Road
Lowton St. Mary's | Warrington
WA3 2AP | United Kingdom

atg airports reserve the right to change technical data and details at any point in time. Errors may have occurred



UK: +44 (0) 1942 68 5555 | USA: +1 (239) 985-9406

L-861T(L)

www.atgairports.com enquiries@atgairports.com sales-usa@atgairports.com

Rev 6 - 2024